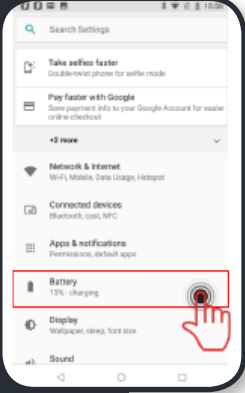


DISABLING BATTERY OPTIMISATION MODE ON ANDROID PHONES

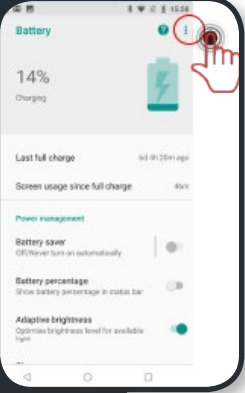
If you are an Android phone user and are experiencing disconnection issues while using the **FEVERSMART™** app, it may help to change your battery settings:

- 1**

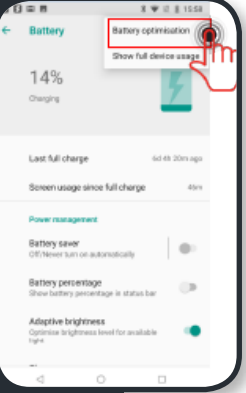
Go to your phone's **SETTINGS** menu. Select **BATTERY**.


- 2**

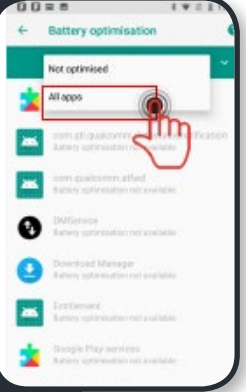
In the **BATTERY** section, click on the **3 DOTS** in the top right of the screen


- 3**

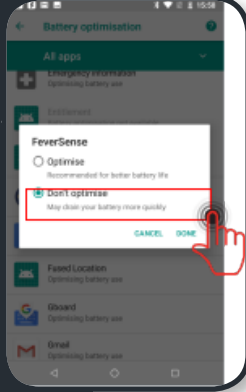
Select **BATTERY OPTIMISATION**


- 4**

Find the **FEVERSMART** app in the list (you may have to select "All apps" first)


- 5**

Select **FEVERSMART**, then select **DON'T OPTIMISE**, then click **DONE**.



Note: the above screens may appear different on your phone. The process may be slightly different for some phones.